

Overview:

The 6030 programmable timer is suitable for most functions that require a timed operation e.g. Applications, Siren/Bell Cut Off Module, Dialer Delay, Guard Tour Supervisory Timer, Pulsar / Flasher, etc.

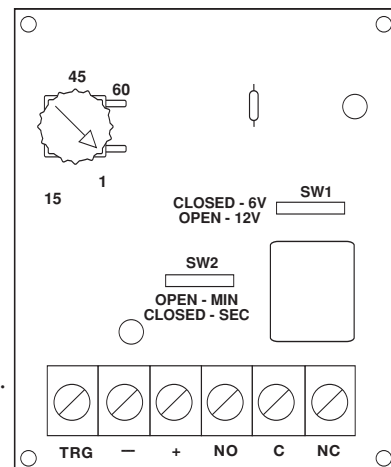
Specifications:

- 6VDC or 12VDC operation is selectable.
- Quick and extremely accurate time range adjustment from 1 second to 60 minutes.
- LED indicates relay is energized.
- Form "C" relay contacts are 5 amp at 120VAC/28VDC.
- Current draw stand by 3mA relay energizes at 75mA.
- Repeat (flasher/pulse) mode.
- Relay activates at the end of the timing cycle

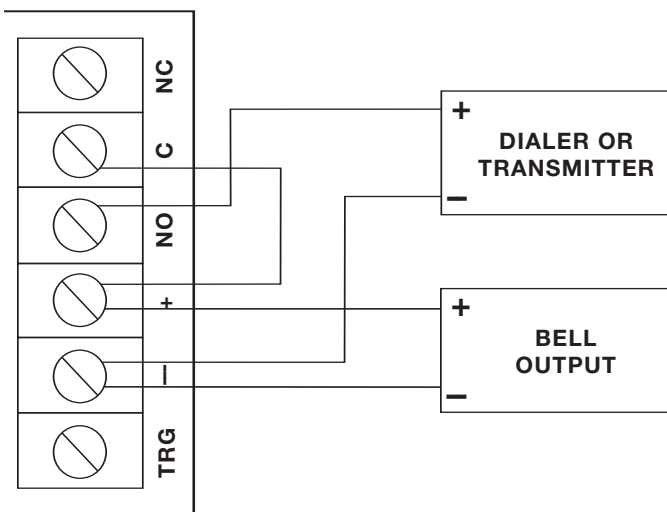
Board Dimensions: 3"L x 2.5"W x .75"H

Installation Instructions:

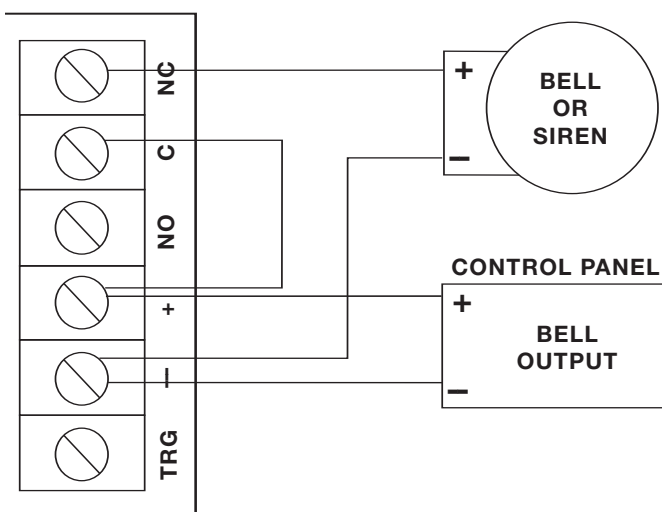
1. Select operation 6VDC (closed) or 12VDC (open) using clip switch marked [SW1].
2. Timing begins when power is applied.
3. Relay energizes at the end of timing cycle.
4. Desired setting is easily and accurately obtained by alignment of arrow on the potentiometer marked (top right hand corner) on the board.
5. Two timing ranges, 1-60 seconds or 1-60 minutes is selectable with clip switch marked [SW2] (Open for minutes / Closed for seconds).
6. Latched (ON) LED indicates that timing cycle has ended and relay is energized.
7. Board resets when power is removed or can be reset with the application of momentary closure from terminal marked [+] to terminal marked [TRG].
8. Cutting the repeat jumper (zero ohm resistor located immediately to the right of the potentiometer) will cause the relay to cycle on and off at equal intervals. The timer will be in the pulser / flasher mode of operation.



Wiring Diagram for Delayed Dialer/Transmitter or Local Alarm:



Wiring Diagram for Bell or Siren Cut Off:



Altronix is not responsible for any typographical errors. Product specifications are subject to change without notice.